




# Quick Halloween Quilt

by Jera of [QuiltintheRain.com](http://QuiltintheRain.com)  
(Quilt measures 62x62)


Cut the following for the blocks:

 Orange 3" squares – 125 (4 fat quarters)


 White 3" squares – 220 (6 fat quarters)

 black 3" squares – 96 (3 fat quarters)

(each block will measure 8"x8")



Make 24



Make 25

- Borders: 1 yard, cut 6 strips 5"xWOF. Sew them together to make one long strip. Trim to the appropriate sizes for the top and bottom, and sides of the quilt top.
  - 5"x53" (top and bottom)
  - 5"x62" (left and right)
- Backing: 4 yds
- Binding: ½ yd

